




## **CZ Service Manuals**





---

# **RiD03733**

## **Maintenance Parts for ITB.4RX**




## Maintenance

	<p><b>WARNING!</b></p> <p>DO NOT RUN THE CONTROLLER WITHOUT ALL THE COVERS FITTED. ALWAYS ISOLATE THE CONTROLLER AT THE MAIN VOLTAGE SUPPLY SWITCH ON THE WALL, BEFORE REMOVING ANY COVERS.</p>
	<p><b>HIGH VOLTAGE!</b></p> <p>ACCESS TO THE ELECTRICAL ENCLOSURES SHOULD ONLY BE ALLOWED SUITABLY QUALIFIED PERSONNEL. ISOLATE AND LOCK THE ELECTRICAL SUPPLY OFF BEFORE PERFORMING ANY MAINTENANCE OPERATIONS. DO NOT WORK ON ELECTRICAL EQUIPMENT WHILE VOLTAGE IS SUPPLIED.</p>
	<p><b>WARNING!</b></p> <p>ALWAYS ISOLATE AND LOCK OFF THE TEST BENCH ELECTRICAL SUPPLY WHEN PERFORMING MAINTENANCE TASKS ON THE TEST BENCH.</p>
	<p>Impervious gloves and overalls should be worn if contact with ISO4113 test fluid and lubrication oil is likely. Gloves should also be worn when handling fixture parts or injectors after testing which may be hot. Refer to the Health &amp; Safety Data Sheets.</p>

## ITB.4R|X Maintenance Parts

### In-Line (Feed & Return Line) Filters

The provided filters are accumulating all dirt and contaminants coming from injectors to be tested in order to avoid the ITB.4R|X hydraulic system and sensors to get dirty. In-line filters need to be checked regularly on a weekly basis as indicated by the AZO software and to be replaced when dirty. Cleaning them instead of replacing them will VOID Warranty. Always carefully check the O-ring for correct sealing and re-assemble firmly.



## ITB.4R|X Maintenance Parts

### DRV Maintenance

High Pressure Regulators (DRVs), should be removed and cleaned with Ultrasonics or replaced with NEW ones ONLY in the case that the pressure cannot be reached or stabilized correctly or the machine diagnostics indicate so.

**NOTE: DRV'S ARE NOT COVERED UNDER WARRANTY.**

Tightening torque for DRVs is:

- Tighten to 65Nm >> Release for 90° degrees >> Tighten to 85Nm
- DO NOT Exceed 110Nm
- DRV part number: Bosch 0 281 006 246
- DRV Washer Part number: Bosch 1 680 109 139



## ITB.4R|X Maintenance Parts

Ordering Part #	ITB.4R X Suggested QTY /Unit	Component Photo
CZ-008185	12	
CZ-001047	2	
CZ-002602	2	
CZ-002080	1	
CZ-004546	1	
D20L-ISO	2	

## ITB.4R|X Maintenance Parts

### Servicing

- ITB.4R|X unit requires maintenance at regular intervals for efficient operation.
- The maintenance intervals are based on 8-hour operation daily.
- Please follow the maintenance intervals and messages prompts the AZO software provides.
- For advanced diagnosis or if needed to calibrate unit, please refer to your Carbon Zapp dealer.

Maintenance work	0	1	2	3	4	5
Check high-pressure hoses	-	-	-	-	-	x
Check hoses	-	-	x	-	-	x
Change calibrating oil, clean calibrating oil tank	-	-	x	-	-	x
Drain dirty oil in stowage space of work area	-	x	-	-	-	x
Replace the In-Line Filters	x	-	-	-	-	-
Replacing the volume meter filter	-	-	-	-	x	x
Check accuracy of temperature and pressure measurement	-	-	-	-	-	x
Check the drive belt	-	-	-	-	-	x
High Pressure Regulators (DRVs)	-	-	-	-	x	-
Clean HP Rail Magnetic threaded cap	-	-	-	-	x	-

### Maintenance intervals

- 0 Weekly or per channel after test of 30 cleaned common rail injectors
- 1 Weekly
- 2 After 1500 injector tests; after 2 months at the latest
- 3 Every 6 months; or after 1250 hours or if prompted by software.
- 4 Yearly or after 2500 hours or if prompted by software.
- 5 On main inspection by Customer. Service every 2 years.

After each filter replacement, the filter change must be reset in the "Maintenance Menu" in the AZO software



**Main Offices & Production Plant**

364 Varis-Koropiou Ave. Koropi  
194 42 Athens, Greece

**Headquarters**

A.I.S. GmbH  
75438 Knittlingen, Germany

**email** [contact@carbonzapp.com](mailto:contact@carbonzapp.com)

**tel** +30 210 9856110

**fax** +30 210 9928655

**Support / Sales Telephone**

+30 210 98 56110

**Support email**

[support@carbonzapp.com](mailto:support@carbonzapp.com)

**TeamViewer email**

[tv@carbonzapp.com](mailto:tv@carbonzapp.com)

**Sales email**

[office@carbonzapp.com](mailto:office@carbonzapp.com)

[carbonzapp.com](http://carbonzapp.com)