


CZ Service Manuals

RiD03711

**Metallic Base Replacing KIT for Low
Pressure Pump 0580464126 GS4 - GS8 - GS2**





RiD03711-


**Metallic Base Replacing KIT for Low
Pressure Pump 0580464126 GS4 - GS8 -
GS2**



Tools Needed:


1. Replacement metallic base kit 008662.
2. A drill 8mm.
3. A cross screwdriver.

STEP.1 Remove the old Base.




STEP.2 Make a drill.


Make a drill from 6mm (old hole) to 8mm.



STEP.3 Mount the metallic base.

1. Install the metal base and do not tighten enough, as the pump must rotate inside the base to work properly









Main Offices & Production Plant

364 Varis-Koropiou Ave. Koropi
194 42 Athens, Greece

Headquarters

A.I.S. GmbH
75438 Knittlingen, Germany

email contact@carbonzapp.com

tel +30 210 9856110

fax +30 210 9928655

Support / Sales Telephone

+30 210 98 56110

Support email

support@carbonzapp.com

TeamViewer email

tv@carbonzapp.com

Sales email

office@carbonzapp.com

carbonzapp.com